

# All Country International Equity Fact Sheet

## Second Quarter, 2022



### Strategy Overview

Boston Common's All Country International Equity strategy seeks long-term capital appreciation by investing in a diversified portfolio of non-US stocks that appear undervalued relative to their long-term fundamental outlook. We look for high-quality franchises with sound governance and sustainable business models that are selling into growing end markets. We have a 3-5 year time horizon with low turnover. The portfolio is benchmarked to the MSCI ACWIxUS .

### Firm Overview

Boston Common is a boutique, global equity manager dedicated to integrated ESG impact investing since our founding in 2003. Women-led and majority women- and employee-owned, we integrate disciplined, financial research with environmental, social, and governance (ESG) analysis. Using our voice as active shareowners, we encourage companies and stakeholders to meet the urgent, systemic challenges faced by people & planet such as climate change, and racial & gender inequity. Our 43 employees are responsible for the management of approximately \$4.6 billion in assets as of June 30, 2022.

### Integrated ESG Investment Process

We deploy rigorous ESG and financial analysis in order to identify innovative companies that not only offer attractive risk-adjusted long-term investment returns, but also provide products and/or services that positively impact society. We believe that over the long term, companies addressing global sustainability challenges & opportunities will experience larger than expected demand for their products & services, thus building competitive advantages. Believing that these opportunities are dynamic and are not fully reflected in valuation, Boston Common's experienced, independent, and integrated Investment team seeks to identify responsible, impact generating investment opportunities and uses an active shareowner engagement approach to catalyze positive improvement across company policies, processes, and products.

### Integrated ESG Investment Team

Our diverse, 20-person integrated investment team is composed of seasoned global sector analysts and a dedicated ESG research team with specific domain expertise. Most of our team has lived or worked abroad and collectively has an average of 21 years of investment experience with 12 CFA Charterholders firm-wide.

### Portfolio Construction Team

#### Matt Zalosh, CFA

- 26 years experience
- Strategy PM since 2010



#### Praveen Abichandani, CFA

- 30 years experience
- Strategy PM since 2010

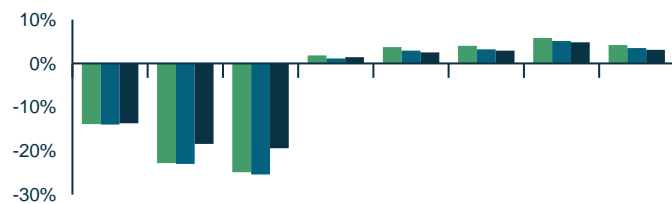


#### Corné Biemans

- 32 years experience
- Strategy PM since 2012



### Performance



	QTD	YTD	1Yr	3Yr	5Yr	7Yr	10Yr	Since Inception*
Gross	-13.9%	-22.8%	-24.9%	1.8%	3.7%	4.0%	5.8%	4.2%
Net	-14.0%	-23.0%	-25.4%	1.1%	2.9%	3.2%	5.1%	3.5%
MSCI ACWIxUS	-13.7%	-18.4%	-19.4%	1.4%	2.5%	2.9%	4.8%	3.1%

### Annual Returns

	2022	2021	2020	2019	2018	2017	2016	2015	2014	2013
Gross	-22.8%	0.3%	26.3%	25.4%	-12.3%	31.5%	1.0%	-4.7%	-1.8%	17.5%
Net	-23.0%	-0.4%	25.4%	24.5%	-13.0%	30.5%	0.1%	-5.4%	-2.5%	16.7%
MSCI ACWIXUS	-18.4%	7.8%	10.7%	21.5%	-14.2%	27.2%	4.5%	-5.7%	-3.9%	15.3%

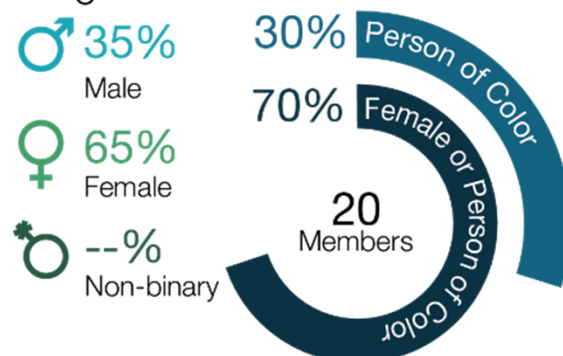
### Strategy Details

Benchmark.....MSCI ACWIxUS  
 \*Inception date.....December 31, 2010  
 Strategy assets.....\$521.9 Million  
 Holdings.....60-75  
 Target Tracking Error.....3-4%  
 Annual Turnover.....20-30%  
 Vehicles.....Separate Acct, commingled, model delivery, mutual fund

### Diverse Investment Experience

We have longed believed that our work and our firm are vastly enriched by diverse thinking, improving our analysis and outcomes.

### Integrated Investment Team



Source: APX Advent Portfolio Exchange. Past performance does not guarantee future results. All investments involve risk, including the risk of losing principal. Composite returns are presented in U.S. dollars, net of transaction costs, management fees and withholding taxes, with interest and dividends accrued. Returns for periods greater than one year are annualized. \*Represents the absolute percentage of Class A employee owners, which account for 85% total ownership of the firm. Class B shares are held by a single, private outside entity and represent 15% ownership of the firm, as of 2/1/2021.

## Portfolio Exposure to US SDGs

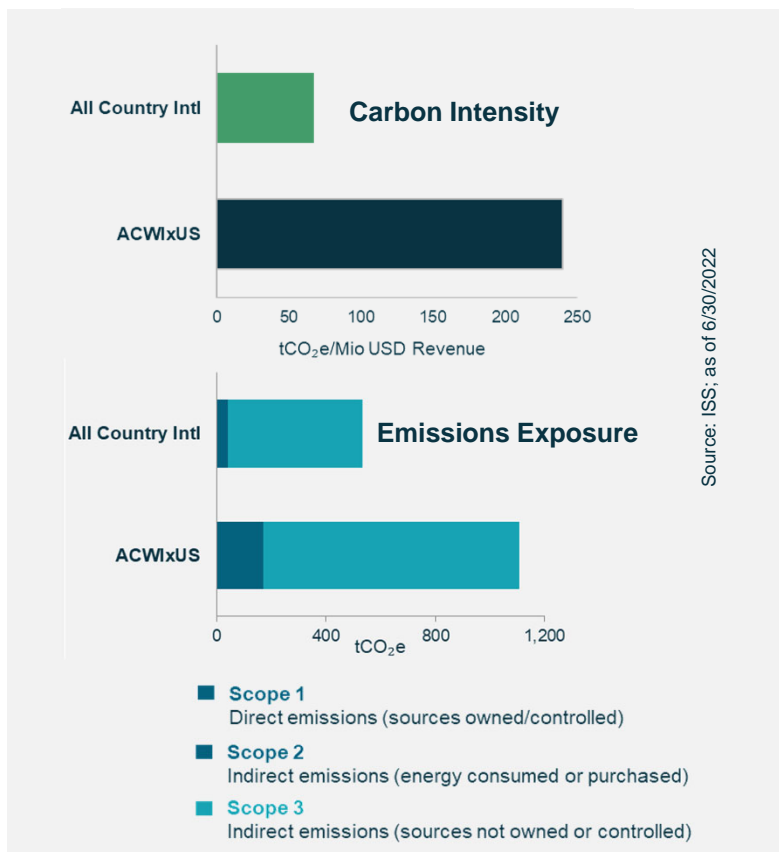
Boston Common created our nine Impact Investment Themes in 2008 to measure & categorize portfolio ESG impact. Our portfolios allocate across all nine themes, providing exposure to companies addressing the UN Sustainable Development Goals.\*

Impact Investment Theme	% All Country International Portfolio			Company Example
	Solutions	Exposure	Total	
Recycling/Efficiency	4.6%	12.3%	16.9%	Schneider Electric
Access to Health	3.7%	6.8%	10.5%	Hoya
Renewable Energy	3.9%	5.9%	9.8%	Vestas
Education & Communication Empowerment	3.0%	7.1%	10.1%	Yamaha
Sustainable & Inclusive Finance	1.9%	16.0%	17.9%	Bank Rakyat
Community Investing	0.7%	5.0%	5.8%	Mirvac
Organic/Healthier Products	3.0%	5.7%	8.7%	Croda
Sustainable Transportation	4.0%	8.4%	12.5%	Shimano
Water Quality & Waste Management	2.6%	2.7%	5.3%	DS Smith

**PORTFOLIO TOTAL**      27.4%      70.0%      97.4%

## Portfolio Carbon Footprint\*\*

Boston Common is a member of the Partnership for Carbon Accounting Financials (PCAF), a global, industry-led initiative to measure and disclose portfolio GHG emissions. All strategies are aligned within the range of a 1.5 – 2 degrees scenario analysis through 2050.



## Investment Strategies

### Sustainable Strategies

- ✓ Comprehensive ESG integration, analysis, & guidelines
- ✓ Active, long-term oriented ownership & engagement
- ✓ Fundamental research & active management

### Customized Solutions Available

Additional tailoring of sustainable strategies serving mission-driven mandates.

Equity Strategy	Benchmark	AUM	Inception Date	Separate Account	3c-1 Fund	Model/A DR	Mutual Fund
International*	MSCI EAFE	1.9B	12/04	✓	✓	✓	✓
All Country International	MSCI ACWixUS	522M	12/10	✓	✓	✓	✓ ***
Emerging Markets**	MSCI EM	194M	12/12	✓	✓		✓
US Value	Russell 1000 Value	628M	12/02	✓		✓	
US Core	S&P 500	553M	12/02	✓		✓	✓
Global Impact	MSCI ACWI	695M	9/18	✓	✓	✓	✓ ***

\*Includes Catholic International assets. \*\*Includes Catholic Emerging Markets assets. \*\*\*Subadvised by Boston Common.

\*The Sustainable Development Goals were adopted by the Member States of the United Nations by resolution A/RES/70/1 of the General Assembly of 25 September 2015.

\*\*ISS Climate Impact Assessment defines portfolio the carbon footprint using the position ownership ratio, which is the aggregated weight per position in the portfolio calculated by aggregated position value divided by the total analysis value. The resulting aggregated position value is then divided by the Market Cap or AEV (Adjusted Enterprise Value, defined as "total debt plus market capitalization"). Data Source: ISS. ISS is an independent company owned by entities affiliated with Genstar Capital ("Genstar"). The information in this document should not be considered a recommendation to buy or sell any security. The Morgan Stanley Capital International All Country World excluding US Index is a free-float adjusted, market capitalization-weighted index of the largest publicly traded companies listed on the exchanges of developed and emerging market countries around the world, excluding U.S.-based companies. The MSCI (Net) EAFE Index is a free-float adjusted market capitalization index that is designed to measure developed market equity performance in developed markets as determined by MSCI, excluding the U.S. and Canada. Indices are unmanaged and do not incur management fees, transaction costs, or other expenses associated with separately managed accounts. Boston Common claims compliance with Global Investment Performance Standards (GIPS®). For a full listing of Boston Common's composites and to request a GIPS® Compliant presentation, please call the Compliance Department. © 2020. May not be duplicated without the consent of Boston Common Asset Management, LLC; 200 State Street; 7<sup>th</sup> Floor; Boston, MA 02109



BOSTON | SAN FRANCISCO

[www.bostoncommonasset.com](http://www.bostoncommonasset.com)  
[invest@bostoncommonasset.com](mailto:invest@bostoncommonasset.com)

Boston Common Asset Management | 2022